

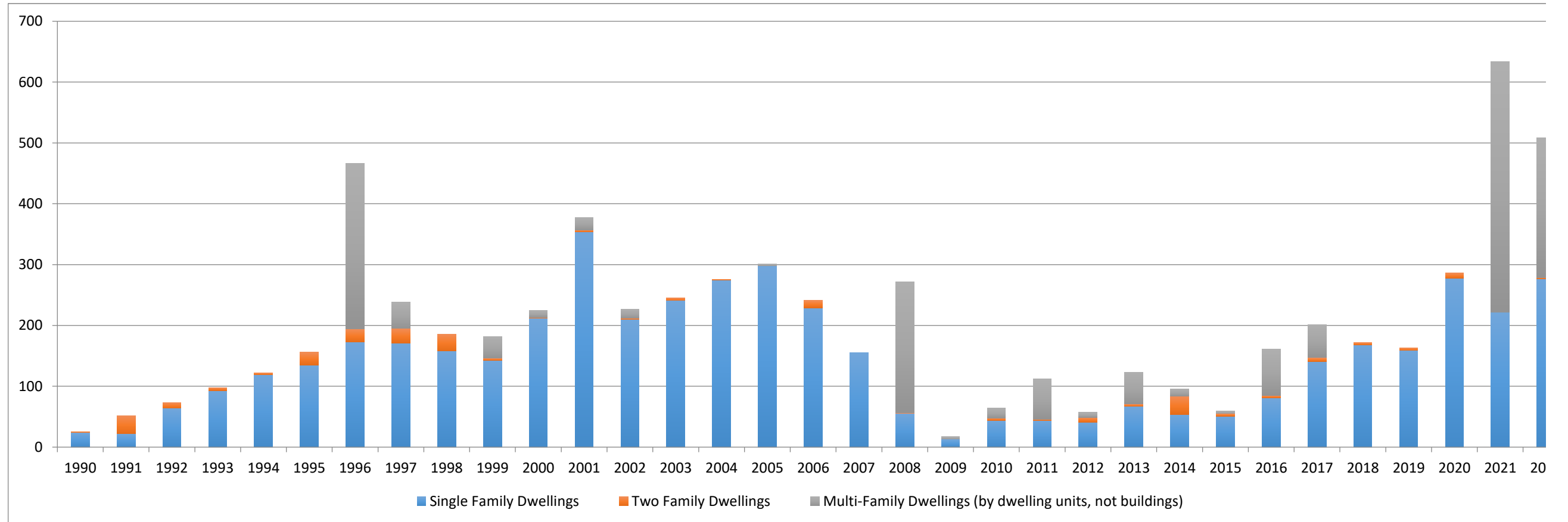
Greenfield Residential Building Permits 1990-2022

Information Provided by City of Greenfield

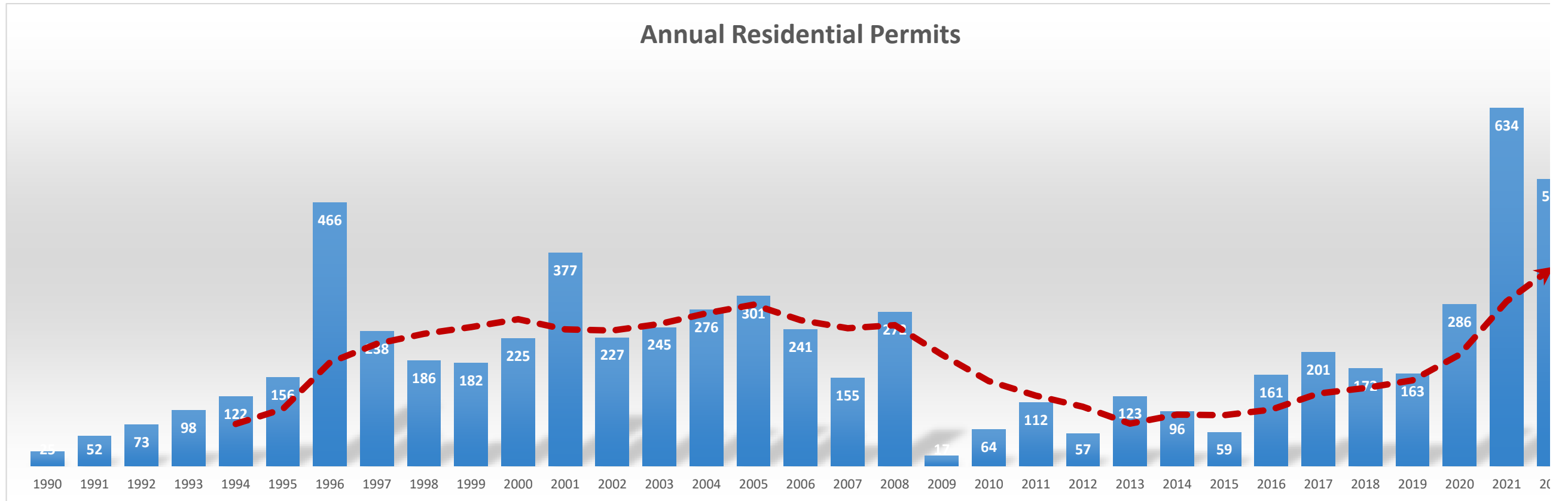
| | 1990 | 1991 | 1992 | 1993 | 1994 | 1995 | 1996 | 1997 | 1998 | 1999 | 2000 | 2001 | 2002 | 2003 | 2004 | 2005 | 2006 | 2007 | 2008 | 2009 | 2010 | 2011 | 2012 | 2013 | 2014 | 2015 | 2016 | 2017 | 2018 | 2019 | 2020 | 2021 |
|---|-----------|-----------|-----------|-----------|------------|------------|------------|------------|------------|------------|------------|------------|------------|------------|------------|------------|------------|------------|------------|-----------|-----------|------------|-----------|------------|-----------|-----------|------------|------------|------------|------------|------------|------------|
| Single Family Dwellings | 24 | 22 | 64 | 93 | 119 | 135 | 173 | 171 | 158 | 143 | 212 | 354 | 210 | 241 | 275 | 298 | 229 | 155 | 55 | 13 | 44 | 44 | 41 | 67 | 54 | 51 | 81 | 141 | 168 | 159 | 278 | 222 |
| Two Family Dwellings | 1 | 30 | 9 | 5 | 3 | 21 | 21 | 24 | 28 | 3 | 1 | 3 | 2 | 4 | 1 | 0 | 12 | 0 | 1 | 0 | 4 | 2 | 8 | 4 | 30 | 4 | 4 | 6 | 4 | 4 | 8 | 0 |
| Multi-Family Dwellings (by dwelling units, not buildings) | | | | | | | 272 | 43 | 0 | 36 | 12 | 20 | 15 | 0 | 0 | 3 | 0 | 0 | 216 | 4 | 16 | 66 | 8 | 52 | 12 | 4 | 76 | 54 | 0 | 0 | 0 | 412 |
| TOTALS | 25 | 52 | 73 | 98 | 122 | 156 | 466 | 238 | 186 | 182 | 225 | 377 | 227 | 245 | 276 | 301 | 241 | 155 | 272 | 17 | 64 | 112 | 57 | 123 | 96 | 59 | 161 | 201 | 172 | 163 | 286 | 634 |
| Related Population at 2.34 (2017-2022)= | 65 | 206 | 206 | 259 | 314 | 444 | 1,222 | 658 | 537 | 464 | 567 | 954 | 575 | 625 | 695 | 756 | 635 | 389 | 685 | 43 | 171 | 286 | 163 | 319 | 316 | 158 | 414 | 484 | 412 | 391 | 688 | 1,484 |
| Five Year Averages: | | | | | 74 | | | | | 245.6 | | | | | 270 | | | | | 242.25 | | | | | 74.6 | | | | | 129.25 | | |
| Ten Year Averages: | | | | | | | | | | 159.8 | | | | | | | | | | 257.67 | | | | | | | | | | 116.2 | | |
| Pop Increase | | | | | | | | | | 4,375 | | | | | | | | | | 5,881 | | | | | | | | | | | | |

| | 1990 | 1991 | 1992 | 1993 | 1994 | 1995 | 1996 | 1997 | 1998 | 1999 | 2000 | 2001 | 2002 | 2003 | 2004 | 2005 | 2006 | 2007 | 2008 | 2009 | 2010 | 2011 | 2012 | 2013 | 2014 | 2015 | 2016 | 2017 | 2018 | 2019 | 2020 | 2021 |
|---|------|------|------|------|------|------|------|------|------|------|------|------|------|------|------|------|------|------|------|------|------|------|------|------|------|------|------|------|------|------|------|------|
| Additions (rooms, porches, breezeways, attached garages) | 40 | 39 | 47 | 46 | 60 | 47 | 60 | 53 | 65 | 71 | 55 | 62 | 91 | 86 | 71 | 71 | 50 | 58 | 61 | 7 | 45 | 39 | 36 | 47 | 35 | 22 | 31 | 30 | 38 | 38 | 48 | 30 |
| Accessory Buildings (mini barns, detached garages) | 49 | 68 | 69 | 61 | 80 | 80 | 86 | 94 | 99 | 97 | 84 | 84 | 75 | 86 | 52 | 53 | 43 | 48 | 41 | 10 | 40 | 40 | 33 | 48 | 42 | 40 | 27 | 33 | 35 | 34 | 40 | 8 |
| Swimming Pools | 6 | 3 | 4 | 8 | 11 | 5 | 3 | 6 | 11 | 13 | 12 | 12 | 14 | 9 | 10 | 9 | 13 | 9 | 15 | 0 | 9 | 4 | 13 | 5 | 5 | 5 | 6 | 11 | 12 | 16 | 15 | 17 |
| Commercial (buildings, additions, remodels) | 19 | 8 | 9 | 15 | 19 | 17 | 41 | 28 | 53 | 40 | 39 | 52 | 42 | 60 | 51 | 48 | 74 | 49 | 68 | 2 | 41 | 39 | 58 | 43 | 48 | 45 | 62 | 62 | 67 | 89 | 84 | 72 |
| Miscellaneous Permits | | | | | | 10 | 23 | 7 | 21 | 34 | 42 | 14 | 22 | 25 | 16 | 23 | 25 | 24 | 14 | 0 | 8 | 5 | 12 | 8 | 12 | 3 | 4 | 7 | 6 | 6 | 5 | 5 |
| Demolition | | | | | | 14 | 22 | 27 | 22 | 14 | 31 | 20 | 16 | 27 | 19 | 10 | 24 | 15 | 9 | 0 | 8 | 8 | 9 | 8 | 24 | 19 | 11 | 18 | 24 | 12 | 11 | 11 |
| Remodel | | | | | | 38 | 33 | 28 | 33 | 28 | 26 | 37 | 52 | 28 | 36 | 30 | 40 | 37 | 46 | 1 | 27 | 27 | 25 | 23 | 28 | 34 | 37 | 45 | 35 | 37 | 30 | 51 |
| Government (buildings, additions, remodels) | | | | | | | | | 4 | 3 | 0 | 6 | 5 | 4 | 4 | 4 | 1 | 2 | 2 | 0 | 6 | 3 | 2 | 3 | 2 | 2 | 1 | 3 | 6 | 3 | 4 | 4 |
| Fences | | | | | | | | | | 45 | 66 | 72 | 63 | 96 | 112 | 85 | 97 | 82 | 102 | 14 | 77 | 79 | 69 | 70 | 93 | 79 | 102 | 97 | 130 | 133 | 151 | 166 |

| | 1990 | 1991 | 1992 | 1993 | 1994 | 1995 | 1996 | 1997 | 1998 | 1999 | 2000 | 2001 | 2002 | 2003 | 2004 | 2005 | 2006 | 2007 | 2008 | 2009 | 2010 | 2011 | 2012 | 2013 | 2014 | 2015 | 2016 | 2017 | 2018 | 2019 | 2020 | 2021 |
|---|------|------|------|------|------|------|------|------|------|------|------|------|------|------|------|------|------|------|------|------|------|------|------|------|------|------|------|------|------|------|------|------|
| Single Family Dwellings | 24 | 22 | 64 | 93 | 119 | 135 | 173 | 171 | 158 | 143 | 212 | 354 | 210 | 241 | 275 | 298 | 229 | 155 | 55 | 13 | 44 | 44 | 41 | 67 | 54 | 51 | 81 | 141 | 168 | 159 | 278 | 222 |
| Two Family Dwellings | 1 | 30 | 9 | 5 | 3 | 21 | 21 | 24 | 28 | 3 | 1 | 3 | 2 | 4 | 1 | 0 | 12 | 0 | 1 | 0 | 4 | 2 | 8 | 4 | 30 | 4 | 4 | 6 | 4 | 4 | 8 | 0 |
| Multi-Family Dwellings (by dwelling units, not buildings) | 0 | 0 | 0 | 0 | 0 | 0 | 272 | 43 | 0 | 36 | 12 | 20 | 15 | 0 | 0 | 3 | 0 | 0 | 216 | 4 | 16 | 66 | 8 | 52 | 12 | 4 | 76 | 54 | 0 | 0 | 0 | 412 |



| | 1990 | 1991 | 1992 | 1993 | 1994 | 1995 | 1996 | 1997 | 1998 | 1999 | 2000 | 2001 | 2002 | 2003 | 2004 | 2005 | 2006 | 2007 | 2008 | 2009 | 2010 | 2011 | 2012 | 2013 | 2014 | 2015 | 2016 | 2017 | 2018 | 2019 | 2020 | 2021 |
|----------------------------|------|------|------|------|------|------|------|------|------|------|------|------|------|------|------|------|------|------|------|------|------|------|------|------|------|------|------|------|------|------|------|------|
| Annual Residential Permits | 25 | 52 | 73 | 98 | 122 | 156 | 466 | 238 | 186 | 182 | 225 | 377 | 227 | 245 | 276 | 301 | 241 | 155 | 272 | 17 | 64 | 112 | 57 | 123 | 96 | 59 | 161 | 201 | 172 | 163 | 286 | 634 |



2022

277

2

229

508

1,193

397.8

240.3

5,540

2022

24

13

17

59

2

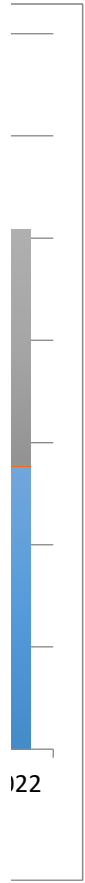
6

46

2

121

| |
|------|
| 2022 |
| 277 |
| 2 |
| 229 |



2022
508

208.095
495.278

